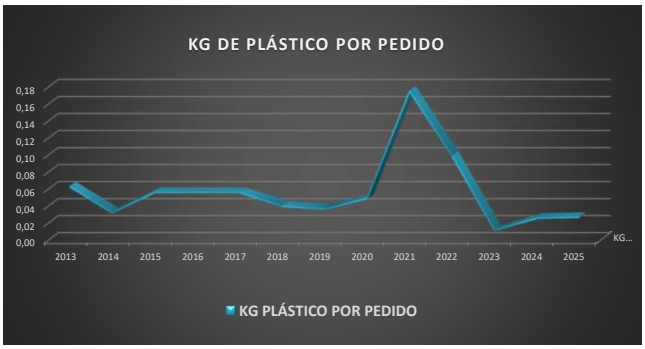
KG DE PLÁSTICO POR PEDIDO
0,18
0,16
0,14
0,12
0,10
0,08
0,06
0,04
0,02
0,00
2013 2014 2015 2016 2017 2018 2019 2020 2021 2022 2023 2024 2025
KG...
KG PLÁSTICO POR PEDIDO

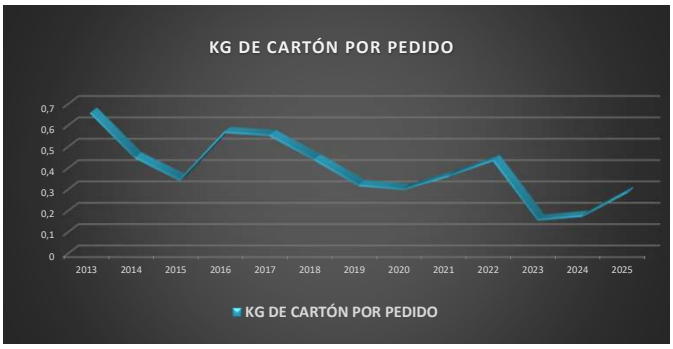
KG DE CARTÓN POR PEDIDO
0,7
0,6
0,5
0,4
0,3
0,2
0,1
0
2013 2014 2015 2016 2017 2018 2019 2020 2021 2022 2023 2024 2025
KG DE CARTÓN POR PEDIDO

CONSUMO KWH
120000
100000
80000
60000
40000
20000
0
2013 2014 2015 2016 2017 2018 2019 2020 2021 2022 2023 2024 2025
CONSUMO KWH

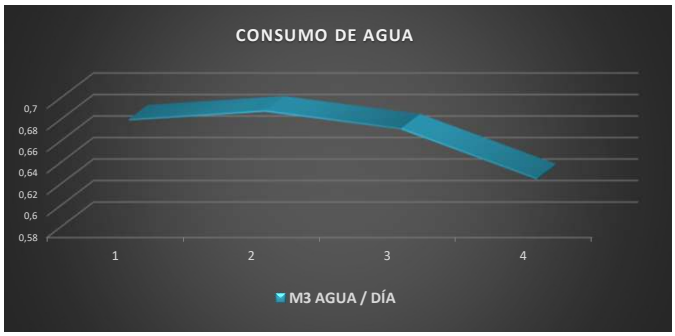
CONSUMO DE AGUA
0,7
0,68
0,66
0,64
0,62
0,6
0,58
1 2 3 4
M3 AGUA / DÍA

CONSUMO DE PRECINTO
0,350
0,300
0,250
0,200
0,150
0,100
0,050
0,000
1/2 2014 2/2 2014 1/2 2015 2/2 2015 1/2 2016 2/2 2016 1/1 2017 2/2 2017 1/2 2018 2/2 2018 1/2 2019 2/2 2019 1/2 2020 2/2 2020 1/2 2021 2/2 2021 1/2 2022 2/2 2022 1/2 2023 2/2 2023 1/2 2024 2/2 2024 1/2 2025 2/2 2025
CINTAS DE PRECINTO POR PEDIDO

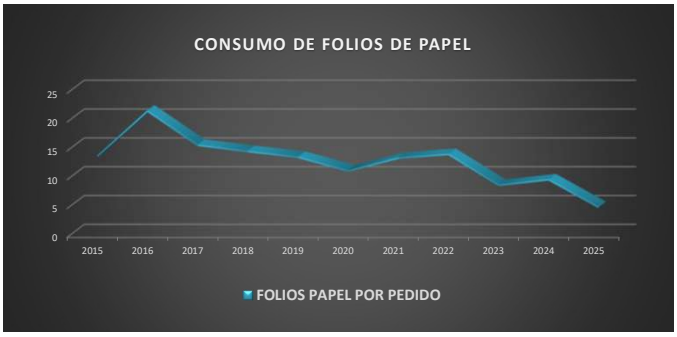
CONSUMO DE FOLIOS DE PAPEL
25
20
15
10
5
0
2015 2016 2017 2018 2019 2020 2021 2022 2023 2024 2025
FOLIOS PAPEL POR PEDIDO

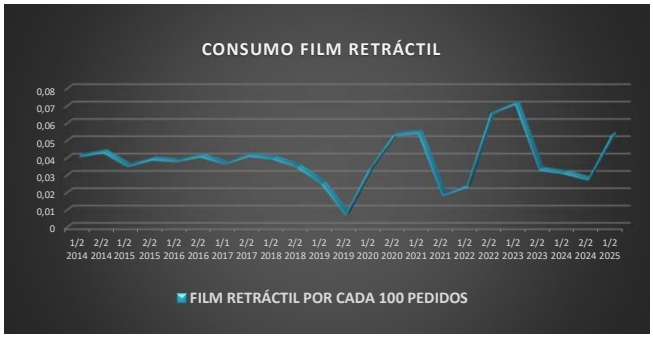
CONSUMO FILM RETRÁCTIL
0,08
0,07
0,06
0,05
0,04
0,03
0,02
0,01
0
1/2 2014 2/2 2014 1/2 2015 2/2 2015 1/2 2016 2/2 2016 1/1 2017 2/2 2017 1/2 2018 2/2 2018 1/2 2019 2/2 2019 1/2 2020 2/2 2020 1/2 2021 2/2 2021 1/2 2022 2/2 2022 1/2 2023 2/2 2023 1/2 2024 2/2 2024 1/2 2025
FILM RETRÁCTIL POR CADA 100 PEDIDOS

CONSUMO DE TÓNER
0,004
0,0035
0,003
0,0025
0,002
0,0015
0,001
0,0005
0
2/2 2014 1/2 2015 2/2 2015 1/2 2016 2/2 2016 1/2 2017 2/2 2017 1/2 2018 2/2 2018 1/2 2019 2/2 2019 1/2 2020 2/2 2020 1/2 2021 2/2 2021 1/2 2022 2/2 2022 1/2 2023 2/2 2023 1/2 2024 2/2 2024 1/2 2025 2/2 2025
CONSUMIBLES TÓNER POR CADA 100 PEDIDOS

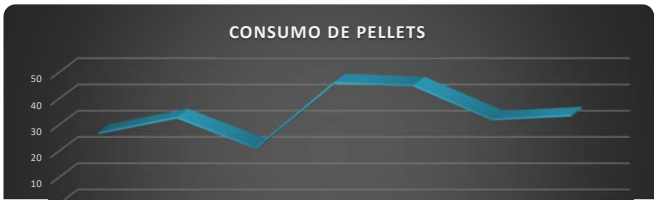
CONSUMO DE PELLETS
50
40
30
20
10

0
2019
2020
2021
2022
2023
2024
2025
KG DE PELLETS / DÍA